



Additional Assessment Materials

Summer 2021

Pearson Edexcel GCE in Chemistry 8CH0

Resource Set 2 – Topic Group 1

Topics included:

Topic 1: Atomic Structure and the Periodic Table

Topic 2: Bonding and Structure

(Public release version)

Pearson: helping people progress, everywhere

Pearson aspires to be the world's leading learning company. Our aim is to help everyone progress in their lives through education. We believe in every kind of learning, for all kinds of people, wherever they are in the world. We've been involved in education for over 150 years, and by working across 70 countries, in 100 languages, we have built an international reputation for our commitment to high standards and raising achievement through innovation in education. Find out more about how we can help you and your students at: www.pearson.com/uk

Additional Assessment Materials, Summer 2021

All the material in this publication is copyright

© Pearson Education Ltd 2021

General guidance to Additional Assessment Materials for use in 2021

Context

- Additional Assessment Materials are being produced for GCSE, AS and A levels (with the exception of Art and Design).
- The Additional Assessment Materials presented in this booklet are an **optional** part of the range of evidence teachers may use when deciding on a candidate's grade.
- 2021 Additional Assessment Materials have been drawn from previous examination materials, namely past papers.
- Additional Assessment Materials have come from past papers both published (those materials available publicly) and unpublished (those currently under padlock to our centres) presented in a different format to allow teachers to adapt them for use with candidate.

Purpose

- The purpose of this resource is to provide qualification-specific sets/groups of questions covering the knowledge, skills and understanding relevant to this Pearson qualification.
- This document should be used in conjunction with the mapping guidance which will map content and/or skills covered within each set of questions.
- These materials are only intended to support the summer 2021 series.

2 Which molecule has a linear shape?

- A H₂S
- B SO₂
- C CO₂
- D CH₂=CH₂

(Total for Question 2 = 1 mark)

4 This question is about isotopes.

(a) The table shows data for some isotopes of potassium.

Isotope	Relative isotopic mass	Abundance %
³⁹ K	38.9637	93.218
⁴⁰ K	39.9340	0.012
⁴¹ K	40.9618	6.770

(i) State what is meant by the terms 'relative isotopic mass' and 'relative atomic mass'.
(3)

.....

.....

.....

.....

.....

(ii) State what is meant by the term 'isotopes'. Illustrate your answer by referring to the isotopes of potassium.

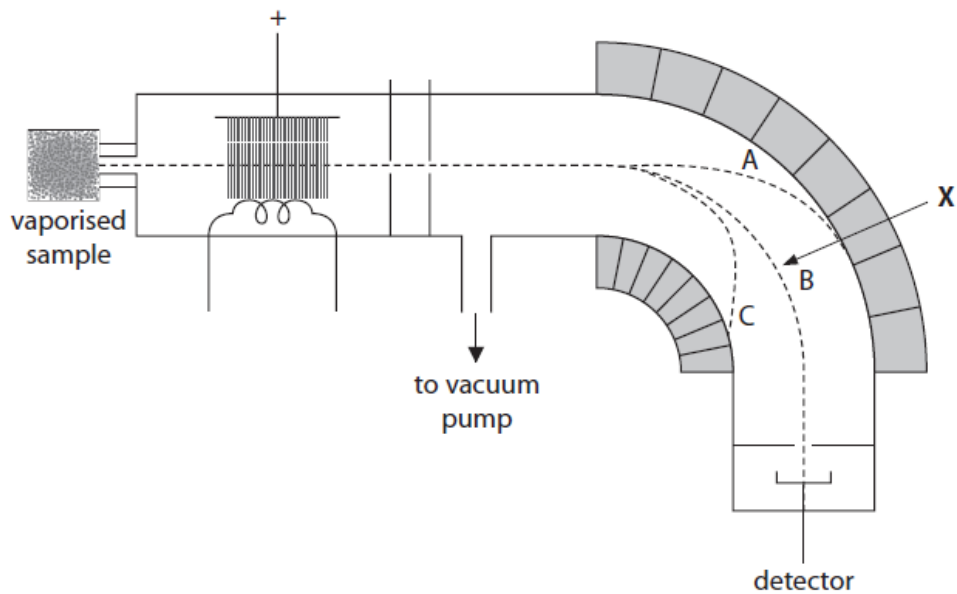
(2)

(iii) Use the data in the table to calculate the relative atomic mass of potassium. Give your answer to 4 significant figures.

(2)

(b) The relative isotopic abundances of an element can be measured using a mass spectrometer.

A simplified and incompletely labelled diagram of a mass spectrometer is shown.



(i) Name the feature of the mass spectrometer responsible for the behaviour of the ions in the region indicated by the arrow X.

(1)

(ii) Explain the three ion pathways, A, B and C, shown in the region indicated by the arrow X.

(3)

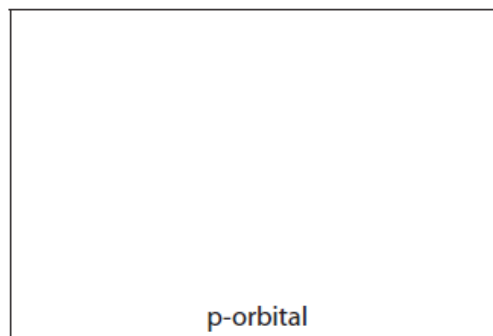
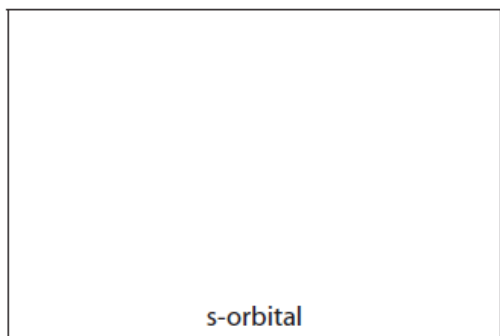
(iii) Give a reason why the mass spectrometer must be operated under vacuum.

(1)

(Total for Question 4 = 12 marks)

3 Electrons in atoms occupy orbitals.

(a) Draw in the boxes the shape of an s-orbital and a p-orbital.



(2)

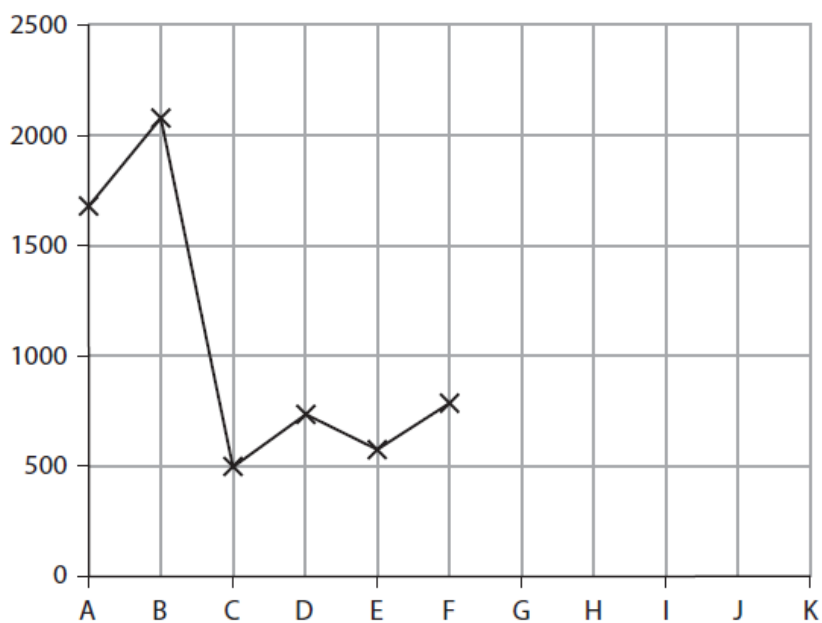
(b) State what is meant by the term **first ionisation energy**.

(3)

- (c) (i) The graph shows the first ionisation energies for a series of six consecutive elements **A–F**. The letters are not their chemical symbols.

Complete the graph of the first ionisation energies for the next five elements.

(3)



- (ii) Explain why the value of the first ionisation energy for **D** is **greater** than for **C**.

(2)

.....

.....

.....

.....

.....

- (iii) Explain why the value of the first ionisation energy of **E** is **less** than for **D**.

(2)

.....

.....

.....

.....

.....

(d) Successive ionisation energies can give information about the electronic structure of an element.

Which of the following sets of data showing the first four ionisation energies, in kJ mol^{-1} , of four elements is most likely to belong to boron?

(1)

- A 1086, 2353, 4621, 6223.
- B 900, 1757, 14849, 21007.
- C 801, 2427, 3660, 25026.
- D 578, 1817, 2745, 11578.

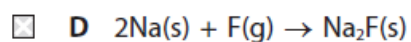
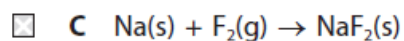
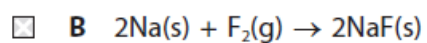
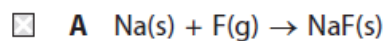
(Total for Question 3 = 13 marks)

8 This question is about ionic bonding.

(a) The elements sodium and fluorine react together to form an ionic compound.

(i) Select the correct equation for this reaction.

(1)



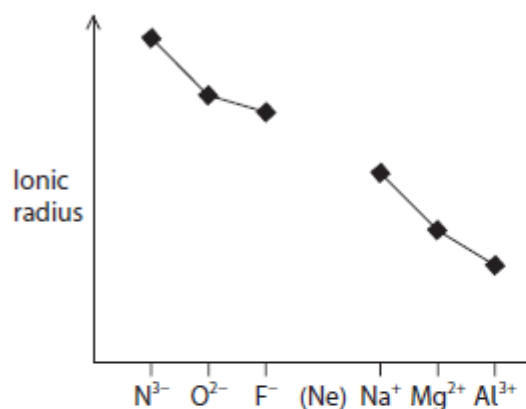
(ii) Draw dot-and-cross diagrams of the ions in sodium fluoride, showing all the electrons.

Use your diagram to explain why the ions are described as isoelectronic.

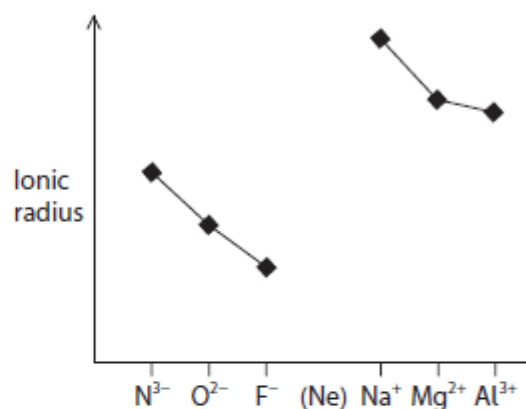
(3)

(iii) Which diagram shows the trend in ionic radius for the isoelectronic ions N^{3-} to Al^{3+} ? (1)

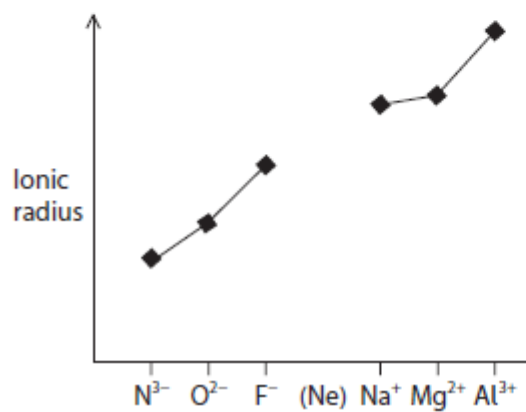
A



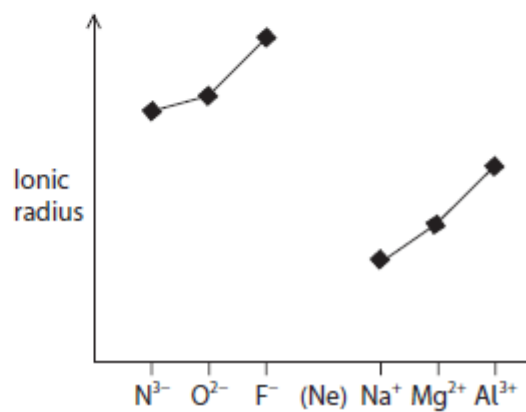
B



C



D



(iv) Explain your answer to (a)(iii) in terms of the structure of the ions. (2)

(2)

.....

.....

.....

.....

.....

.....

.....

.....

(b) The strength of ionic bonding in different compounds can be compared by using the amount of energy required to separate the ions. Some values for this energy are given in the table.

Compound	Amount of energy required to separate the ions / kJ mol^{-1}
LiF	1031
KF	817
CaF ₂	2957

Using the data provided, explain how changes in the cation affect the bond strength in an ionic compound.

(2)

.....

.....

.....

.....

.....

.....

.....

.....

.....

.....

(Total for Question 8 = 9 marks)

2 This question is about water.

(a) Water is a polar covalent molecule. The strongest intermolecular forces between water molecules are hydrogen bonds.

(i) The O—H bond in water is polar because, when compared with the hydrogen atom, the oxygen atom has

(1)

- A a higher mass number
- B a larger atomic radius
- C greater electronegativity
- D more electrons

(ii) Draw a diagram of a hydrogen bond between two water molecules in ice.

Show the value of the H—O—H angle within a molecule and the value of the O—H—O angle between the two molecules.

(2)

(iii) Explain why hydrogen bonding causes ice to be less dense than liquid water.

(2)

.....

.....

.....

.....

.....

.....

Total for Question 2 = 5 marks

Total for Test = 40 marks